

Exhaust manifold, front exhaust pipe and Three Way Catalytic Converter (TWC) with attachments, removing and installing

1 - Exhaust manifold

◆ 2-part

2 - 25 Nm (18 ft lb)

3 - CO tap tube

◆ Where applicable

4 - Connector

◆ 4-pin

◆ For Heated Oxygen Sensor (HO2S)

◆ Secured to right rear assembly mounting

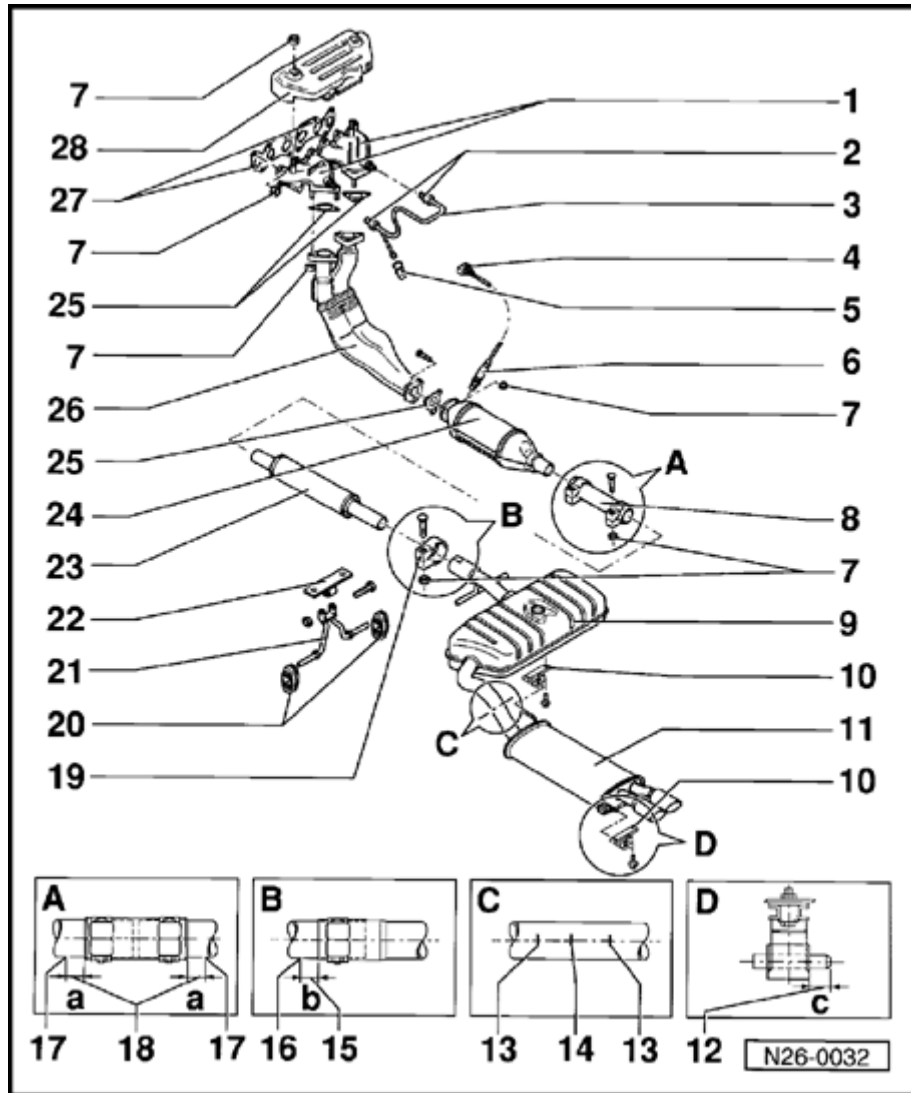
◆ Check HO2S basic voltage:

⇒ [Repair Manual, 2.8 Liter VR6 2V Fuel Injection & Ignition, Engine Code\(s\): AAA m.y. 1993-1995, Repair Group 24](#)

◆ Checking HO2S heating voltage supply:

⇒ [Repair Manual, 2.8 Liter VR6 2V Fuel Injection & Ignition,](#)

Engine Code(s): AAA m.y. 1993-1995, Repair Group 01



5 - Sealing cap

6 - Heated Oxygen Sensor (HO2S) -G39-

- ◆ Tightening torque: 50 Nm (37 ft lb)
- ◆ Apply "G5" to threads only
- ◆ "G5" must NOT get into slots on probe body
- ◆ Checking:

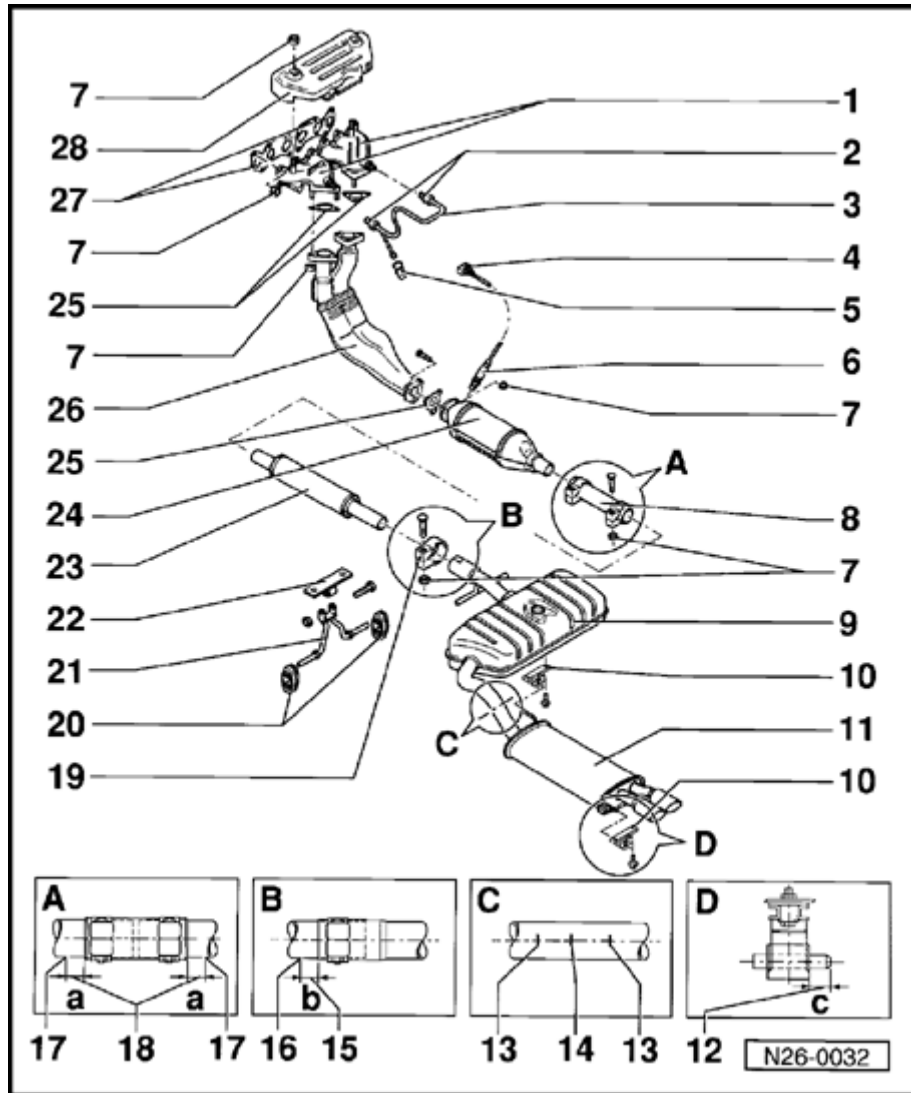
⇒ [Repair Manual, 2.8 Liter VR6 2V Fuel Injection & Ignition, Engine Code\(s\): AAA m.y. 1993-1995, Repair Group 01](#)

7 - Nuts, M8 or M10

- ◆ Always replace
- ◆ Tightening torques: M8: 25 Nm (18 ft lb) M10: 40 Nm (30 ft lb)

8 - Double clamp

9 - Center silencer



10 - Mounting

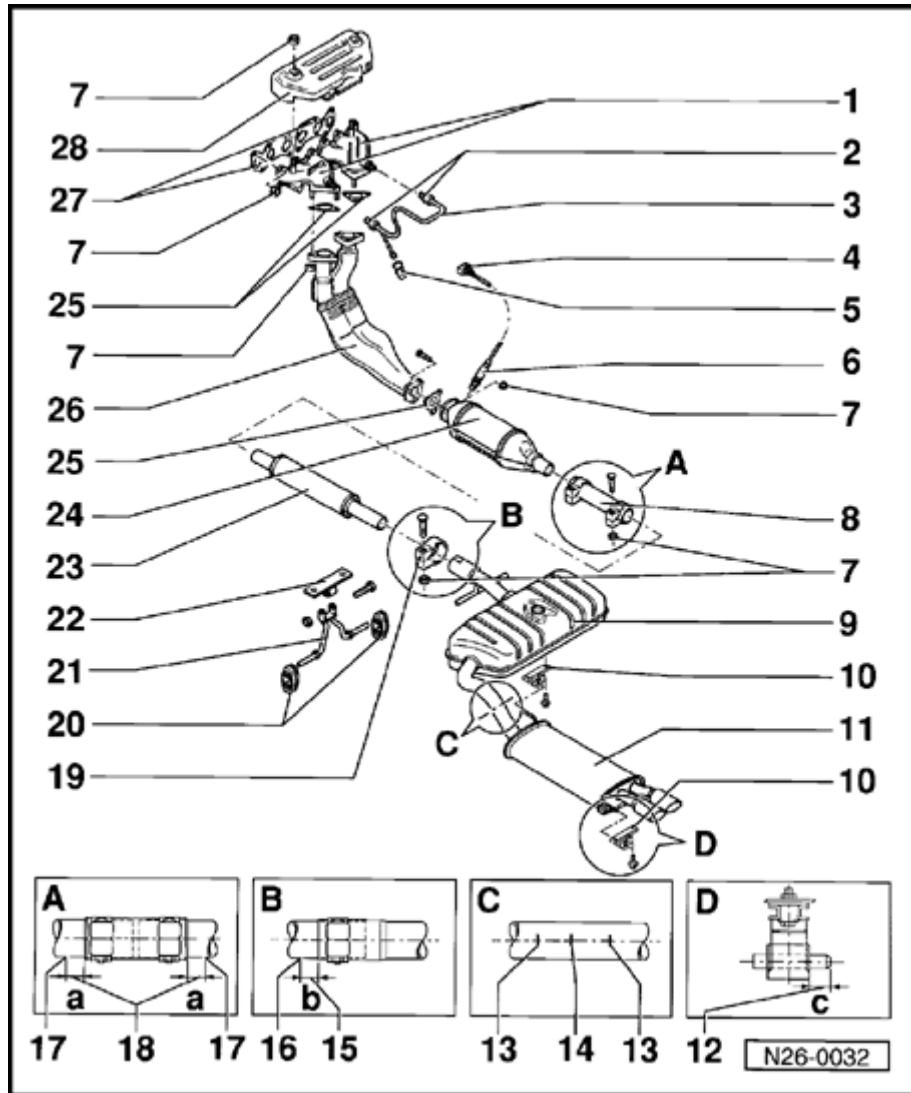
11 - Rear silencer

12 - Dimension -c-

- ◆ Approx. 10 mm (0.39 in.)

13 - Marking

- ◆ For double clamp
- ◆ Three places on circumference
- ◆ Distance from double clamp to marking \Rightarrow dimension -a-, item - 18 -



14 - Separation point

- ◆ For repair of individual parts
- ◆ When replacing the center silencer item - 9 -
- ◆ Three places on circumference of connecting pipe
- ◆ In production center and rear silencers are one unit. For repair, center and rear silencers are supplied individually, with a double clamp for connection
- ◆ Cut through connecting pipe at right angle to pipe, at separation point, using body saw, VAG 1523 or equivalent.

15 - Dimension -b-

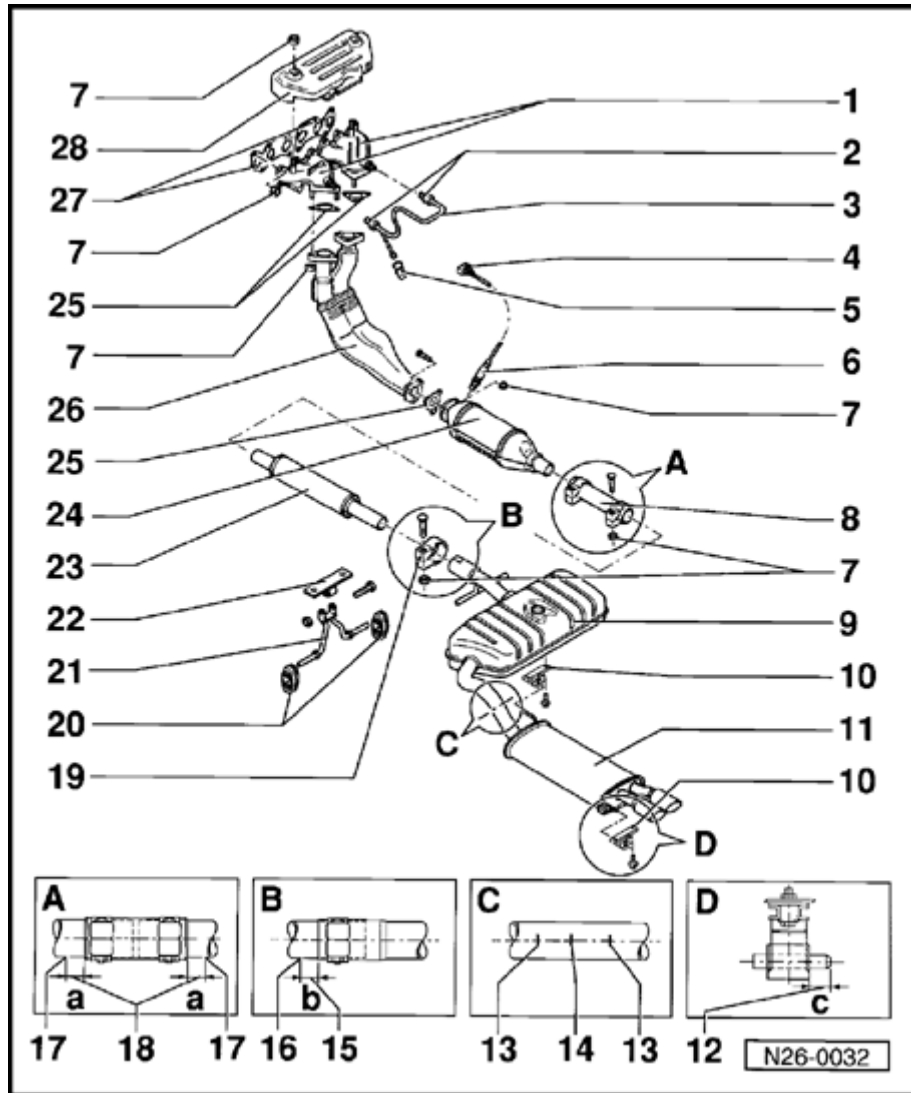
- ◆ Approx. 5 mm (0.20 in.)

16 - Marking

- ◆ Three places on circumference

17 - Marking

- ◆ Three places on circumference
- ◆ "S" = Manual transmission
- ◆ "A" = Automatic transmission



18 - Dimension -a-

◆ Approx. 5 mm (0.20 in.)

19 - Clamp

20 - Support

21 - Mounting

◆ Note installation position

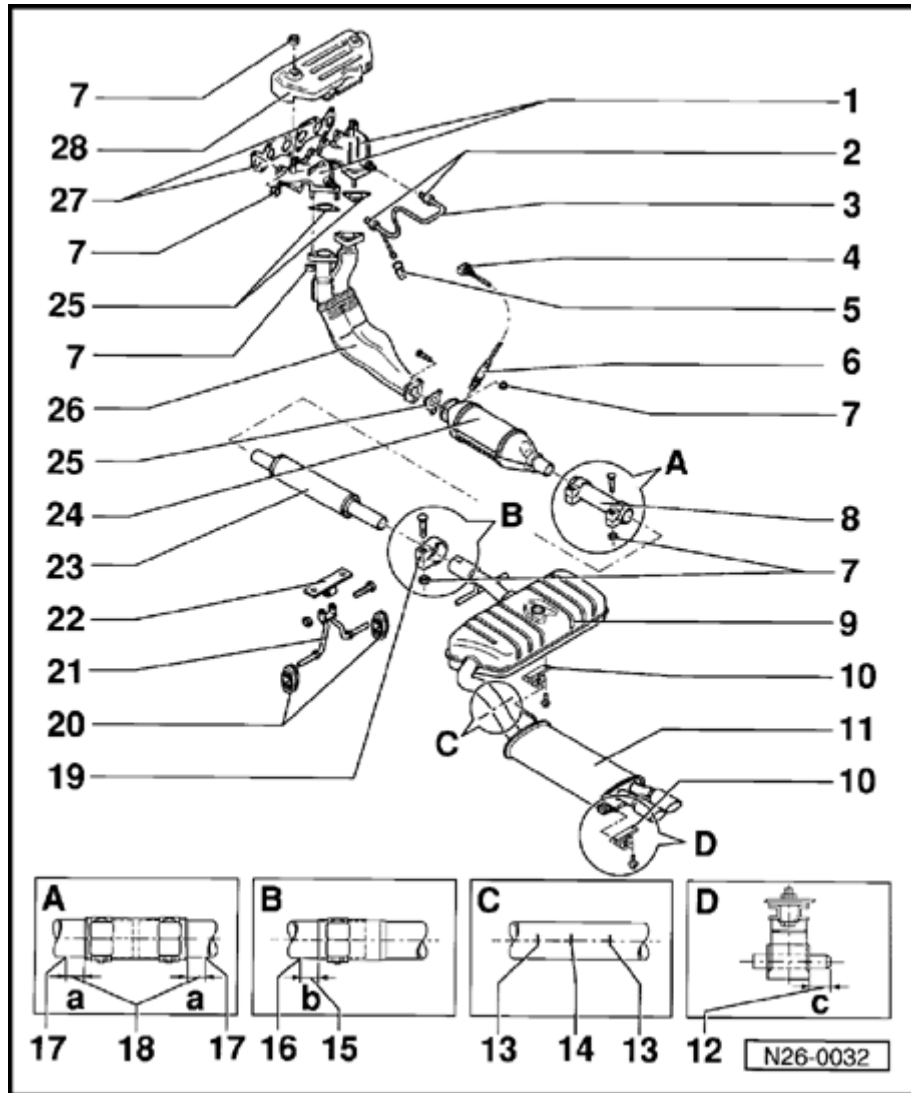
22 - Lifting eye

23 - Front silencer

24 - Three Way Catalytic Converter (TWC)

25 - Gasket

◆ Always replace



26 - Front exhaust pipe

27 - Gasket

◆ 2-piece

◆ Always replace

28 - Heat shield